

## Learning Zone-Enrollment Guide

Start your computer and open a browser (Internet Explorer , Mozilla Firefox , Chrome , Safari )

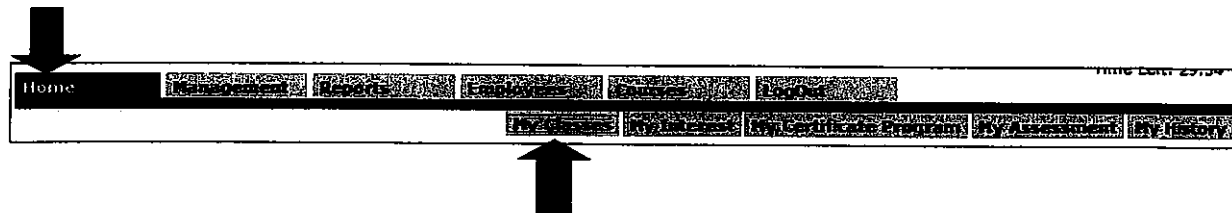
Enter <https://lz.lausd.net> in the address bar. Press the "Enter" key.








Enter your **Username** and **password** and click on "Login". Your Username is the first part of your district email address. Your password is the same as your email password.

LAUSD Learning Zone	
<b>Username:</b>	<input type="text"/> <ul style="list-style-type: none"> <li>• Enter your Single Sign-On(email) username and password to Log in. eg. (msmith@lausd.k12.ca.us, mary.smith@lausd.net)</li> <li>• Do not add domain name (@lausd.net, @lausd.k12.ca.us).</li> </ul>
<b>Password:</b>	<input type="password"/> <input type="button" value="Login"/>
<p>Session times out after 30 minutes.</p> <p><b>Note: Your Single Sign-On username and password are the same as your email username and password</b></p> <p>If you forgot your password or need to activate your LAUSD Single Sign-On account, click here - <a href="https://ssol.lausd.net">SSO.lausd.net</a></p> <p>For login help please call the ITD Help Desk at (213) 241-5200 ITD Help Desk - <a href="http://helpdesk.lausd.net">http://helpdesk.lausd.net</a></p>	

Click on the "Home" tab and then the "My Classes" tab.



Locate the Campus Aide class and click on the globe icon  to begin your training.

Instructions: Click the  to start your training. Click the  link to withdraw from a class.						
	Course Name	Term	Class Dates	Location	Instructor	Status
	Introduction to the Role of the Campus Aide	WBL			Ortiz, Chris	ENROLLED